

SVM GLOBAL OPPORTUNITIES FUND

Short Report

Year to 31 December 2009



Key Objectives

The objective of this Fund is to achieve above average capital growth over the medium to long term (although short-term investment opportunities will also be considered) and it aims to outperform the FTSE World Index.

Risk Profile

The Fund is exposed to currency and market risks as it invests in global funds. The Fund is exposed to Sterling and a variety of global currencies as well as stockmarket fluctuations. The Fund does not actively hedge the currency risk of the portfolio.

Distribution

XD date: 31 December

Payment date: 30 April (Accumulation shares).

The following distribution was accumulated over the last accounting period.

Income		
	31/12/09 pence per share	31/12/08 pence per share
Global Opps A Class	Nil	Nil
Global Opps B Class	Nil	Nil

Total Expense Ratio (TER)

The TER shows the annualised operating expenses of the Fund. It does not include transaction expenses.

Fund Total Expense Ratio (p.a.)	Class A Shares	Class B Shares
Global Opportunities Fund	1.71%	1.10%

Total Expense Ratio = Total Annualised Expenses / Average Net Asset Value over 12 months X 100

The above figures were calculated by SVM Asset Management using data sourced from the 31 December 2009 Report and Accounts. The figures are intended to provide an indication of the Total Expense Ratio and will vary from year to year.

Fund Performance				
Percentage growth for each year to last quarter end	15/05/06* 31/12/06	31/12/06 31/12/07	31/12/07 31/12/08	31/12/08 31/12/09
Global Opportunities	+12.7	+8.2	-40.7	+17.8

Source: Lipper Hindsight, mid to mid, UK net. Past performance should not be seen as an indication of future performance. All performance data refers to the A (retail) share class.

*Launch date

Comparative Tables

Net Asset Values			
	Net asset value of shares £'000	Net asset value in pence per share	Shares in issue
As at 31/12/09			
Global Opportunities A class	28,560	83.12	34,359,237
Global Opportunities B class	9,634	84.35	11,421,236
As at 31/12/08			
Global Opportunities A class	31,280	70.33	44,473,386
Global Opportunities B class	7,977	71.30	11,178,283

Share Price Performance			
	Highest share price in pence	Lowest share price per pence	Price as at period end
During period to 31/12/09			
Global Opportunities A class	89.01	66.24	85.12
Global Opportunities B class	90.73	67.29	86.88
During period to 31/12/08			
Global Opportunities A class	122.4	71.73	72.26
Global Opportunities B class	123.5	72.77	73.32








Top 10 Holdings: 31/12/09 %

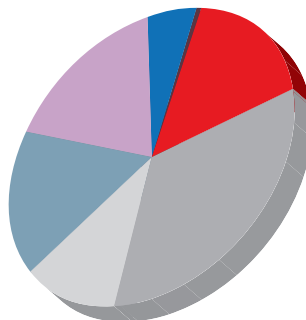
F&C Private Equity Trust	4.3
China Real Estate Opportunities	4.1
Quorum Oil & Gas Technology	4.1
Acheron Portfolio	4.1
South African Property	3.4
Juridica Invest	3.1
Ceiba Investment	2.9
Blackrock World Mining Trust	2.8
Oryx International Growth Fund	2.7
Psource Structured Debt	2.7
Total	34.2

Top 10 Holdings: 31/12/08 %

Japan Opportunities Fund	4.8
Quorum Oil & Gas	4.1
Jupiter Adria Limited	3.8
Acheron Portfolio Corp	3.5
Juridica Investments	2.7
Ceres Agricultural Fund	2.4
Private Equity Investor	2.4
Ecofin Water & Power Opportunities	2.4
Eurovestech	2.3
LMS Capital	2.2
Total	30.6

Sector Analysis

	31/12/09	31/12/08
 Hedge	17.0%	19.6%
 Specialist Funds	31.7%	20.6%
 Resources	12.1%	11.6%
 Property	16.5%	20.1%
 Private Equity	16.6%	13.0%
 Others	5.8%	9.0%
 Cash	0.3%	6.1%



Fund Managers



Donald Robertson



Colin McLean

2009 could be broken up into two distinct sections. The first saw a repetition of the weakness experienced in 2008 and lasted until March. Thereafter, markets recovered strongly and pushed ahead virtually unchecked for the remainder of the year. Indeed, after a small wobble in January, this has followed through well into 2010. This is perhaps not surprising given that markets tend to front run the underlying economic position - both up and down. What has been surprising is the strength of markets especially as the economic recovery is still anaemic and the difference between economic reality and market sentiment is about as far apart as it has been in recent times.

The world's stimulus packages appear to have worked to mitigate against the worst of full blown recession / depression. Investors have been encouraged by this to buy equities, principally those in the more mature markets as the low returns offered by cash, gilts and

property assets are relatively unattractive. The Fund remains defensively positioned with its market sensitive funds concentrated in the higher growth markets (emerging markets). As growth resumes, it will be strongest in emerging markets – these economies being less financially challenged with superior growth potential and priced at attractive levels when compared to mature markets.

The Fund retains its thematic approach with emphasis on funds that have disproportionately and unjustified high discounts level. This provides both down side protection if markets turn adverse but also gives the opportunity to benefit when discounts contract. The extremely high discount levels experienced in the last quarter of 2008 have started to reduce, albeit slower than we would have thought. While some have been driven by natural buying, there has been a marked increase in corporate activity. This will continue in 2010.

0800 0199 440
www.svmonline.co.uk

Further Information

Further information about the share price and activities of the Fund together with related product literature and further information on the Manager can be found on our website at www.svmonline.co.uk

Report and Accounts

This document is a short report for a sub-fund of the SVM Funds ICVC taken from the Report and Accounts for the year ending 31 December 2009. The Long Form version of the Report and Accounts is available on written request to the Marketing Department, SVM Asset Management Limited, 7 Castle Street, Edinburgh EH2 3AH or by email to info@svmonline.co.uk

Investment Warning

Past performance should not be seen as an indication of future performance. The value of an investment may fall as well as rise and investors may not get back the amount originally invested. Currency movements may cause the value of your investment to fall as well as rise.

Contacts

Authorised Corporate Director and Investment Manager

SVM Asset Management Limited
7 Castle Street
Edinburgh EH2 3AH
Email: info@svmonline.co.uk
Web: www.svmonline.co.uk
Authorised and regulated by the
Financial Services Authority

Administrator

BNP Paribas Fund Services UK Limited
Block C, Western House
Peterborough Business Park
Lynchwood
Peterborough PE2 6BP
Shareholder Services: 0845 358 1108
Dealing: 0845 066 1110
Fax: 01733 285 681

Depository

Royal Bank of Scotland plc
Trustee & Depository Services
The Broadstone
50 South Gyle Crescent
Edinburgh EH12 9UZ

Custodian

The Northern Trust Company
50 Bank Street
Canary Wharf
London E14 5NT

Auditors

Ernst & Young
Ten George Street
Edinburgh EH2 2DZ