

# SVM UK Opportunities Fund

## Short Report



Year to 31 December 2008

### Investment Objective

The objective of this Fund is to achieve above average capital growth over the medium to long-term (although short-term investment opportunities will also be considered) and it aims to outperform the FTSE All-Share Index.

### Risk Profile

The Fund is exposed to market risk. It invests in companies outside the FTSE 100 Index which can be less liquid and may carry greater risk and volatility. The Fund is exposed to stockmarket fluctuations.

### Distribution

XD date: 31 December

Payment date: 30 April (Accumulation shares)

The following distribution was accumulated over the last accounting period.

Income		
	31/12/08 pence per share	31/12/07 pence per share
UK Opportunities A class	1.0909	Nil
UK Opportunities B class	2.5219	1.4714

### Total Expense Ratio (TER)

The TER shows the annualised operating expenses of the Fund. It does not include transaction expenses.

Fund Total Expense Ratio (p.a.)	Class A Shares	Class B Shares
UK Opportunities Fund	1.78 %	1.03 %

Total Expense Ratio = Total Annualised Expenses / Average Net Asset Value over 12 months X 100

The above figures were calculated by SVM Asset Management using data sourced from the 31 December 2008 Report and Accounts. The figures are intended to provide an indication of the Total Expenses Ratio and will vary from year to year.

## Fund Performance

Percentage growth for each year to last quarter end	31/12/03 31/12/04	31/12/04 31/12/05	31/12/05 31/12/06	31/12/06 31/12/07	31/12/07 31/12/08
UK Opportunities	+22.2	+25.1	+35.8	-7.7	-55.2

Source: Lipper Hindsight, mid to mid, UK net. Past performance should not be seen as an indication of future performance. All performance data refers to the A (retail) share class.

## Comparative Tables

### Net Asset Values

	Net asset value of shares of shares £'000	Net asset value in pence in pence per share	Shares in issue
As at 31/12/08 UK Opportunities A class UK Opportunities B class	24,342 9,513	105.3 110.2	23,110,151 8,629,011
As at 31/12/07 UK Opportunities A class UK Opportunities B class	57,073 31,541	229.4 238.3	24,875,561 13,234,203

### Share Price Performance

	Highest share price in pence	Lowest share price in pence	Price as at period end
During period to 31/12/08 UK Opportunities A class UK Opportunities B class	233.2 242.3	88.42 92.42	104.0 108.8
During period to 31/12/07 UK Opportunities A class UK Opportunities B class	281.0 290.9	225.4 234.1	232.1 241.1














### Top 10 Holdings: 31/12/08 %

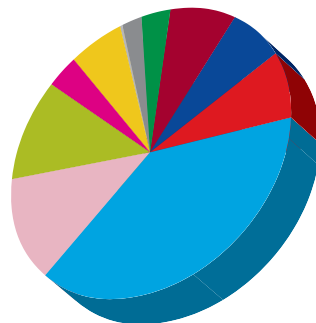
Tullow Oil	5.9
Healthcare Locums	5.3
Novae Group PLC	4.0
Invensys	3.8
Chemring	3.8
BAE Systems	3.6
International Power	3.6
AstraZeneca	3.3
Carillion	3.3
Interserve	3.1
Total	39.6

### Top 10 Holdings: 31/12/07 %

Innovation	3.8
Cable & Wireless	3.6
Hunting	3.6
BP	3.5
Tullow Oil	3.3
AMEC	3.1
Abbot	3.1
BT	3.1
Interserve	2.9
BAE Systems	2.8
Total	32.8

## Sector Analysis

	31/12/08	31/12/07
 <b>Basic Materials</b>	<b>8.2%</b>	8.4%
 <b>Consumer Goods</b>	<b>0.0%</b>	5.6%
 <b>Consumer Services</b>	<b>7.2%</b>	3.8%
 <b>Financials</b>	<b>8.0%</b>	8.2%
 <b>Industrials</b>	<b>37.9%</b>	29.5%
 <b>Oil &amp; Gas</b>	<b>13.1%</b>	20.2%
 <b>Technology</b>	<b>10.6%</b>	5.1%
 <b>Telecommunications</b>	<b>0.0%</b>	6.7%
 <b>Utilities</b>	<b>3.6%</b>	0.0%
 <b>Europe Excluding UK</b>	<b>5.7%</b>	8.7%
 <b>North America</b>	<b>0.3%</b>	1.2%
 <b>Net Current Assets</b>	<b>2.1%</b>	2.6%
 <b>Healthcare</b>	<b>3.3%</b>	0.0%



## Fund Manager



### Neil Veitch

It is tempting to view the events of the last twelve months as so traumatic and extreme that they are unlikely to be repeated. However, history dictates that not only will the market recover but that, at some time in the future we will once again be confronted by similar circumstances. Fear and greed are the most basic of human emotions and whereas it is now abundantly clear that the latter was driving investor behaviour for most of the last two to three years, the former has now firmly taken hold. Not only are investors 'scared' to take new positions, but companies are 'scared' to invest, and banks are 'scared' to lend. The collapse of Lehman Brothers led to a savage deleveraging where stocks, particularly small and mid-caps, were sold-off regardless of fundamentals.

Thankfully, after a period of relative inaction policymakers across the globe appear to have finally recognised the magnitude of the situation and, at least for the time being, look to be 'ahead of the

curve'. Recent stimulus packages from the world's central banks will likely ensure that the world economy does not take a further lurch downward thereby providing support for markets. However, there will be no easy path back to non-inflationary growth; rather we are likely to see a pro-longed period of sub-trend growth. Despite the challenging economic backdrop we believe stocks can deliver excellent returns.

With fear remaining the dominant emotion, the inertia of the majority of investors continues to throw up considerable opportunities. Not only are a number of our holdings significantly undervalued but the ongoing volatility provides excellent entry points. We are now being afforded the opportunity to invest in many companies that we have owned previously (and sold at considerably higher prices) at what we believe are very attractive levels. For instance the Fund has recently taken positions in Laird Plc, C&C, Cookson Plc and SIG Plc at prices a fraction of those prevailing eighteen months ago. The last twelve months have been exceptionally challenging but we continue to believe the fund has considerable upside.

## Further Information

Further information about the share price, activities and performance of the Fund for this and previous periods, together with related product literature and further information on the Manager can be found on our website at [www.svmonline.co.uk](http://www.svmonline.co.uk)

## Report and Accounts

This document is a short report for a sub-fund of the SVM Funds ICVC taken from the Report and Accounts for the year ending 31 December 2008. The Long Form version of the Report and Accounts is available on written request to the Marketing Department, SVM Asset Management Limited, 7 Castle Street, Edinburgh EH2 3AH or by e-mail to [info@svmonline.co.uk](mailto:info@svmonline.co.uk)

## Investment Warning

Past performance should not be seen as an indication of future performance. The value of an investment may fall as well as rise and investors may not get back the amount originally invested. Currency movements may cause the value of your investment to fall as well as rise. Investing in smaller companies may increase the volatility of your investment.

## Contacts

### Authorised Corporate Director and Investment Manager

SVM Asset Management Limited  
7 Castle Street  
Edinburgh  
EH2 3AH  
Email: [info@svmonline.co.uk](mailto:info@svmonline.co.uk)  
Web: [www.svmonline.co.uk](http://www.svmonline.co.uk)  
Authorised and regulated by the Financial Services Authority

### Administrator

BNP Paribas Fund Services UK Limited  
Block C, Western House  
Peterborough Business Park  
Lynchwood  
Peterborough  
PE2 6BP  
Shareholder Services: 0845 358 1108  
Dealing: 0845 066 1110  
Fax: 01733 285 681

### Depository

Royal Bank of Scotland plc  
Trustee & Depository Services  
The Broadstone  
50 South Gyle Crescent  
Edinburgh  
EH12 9UZ

### Custodian

The Northern Trust Company  
50 Bank Street  
Canary Wharf  
London  
E14 5NT

### Auditors

Ernst & Young  
Ten George Street  
Edinburgh  
EH2 2DZ